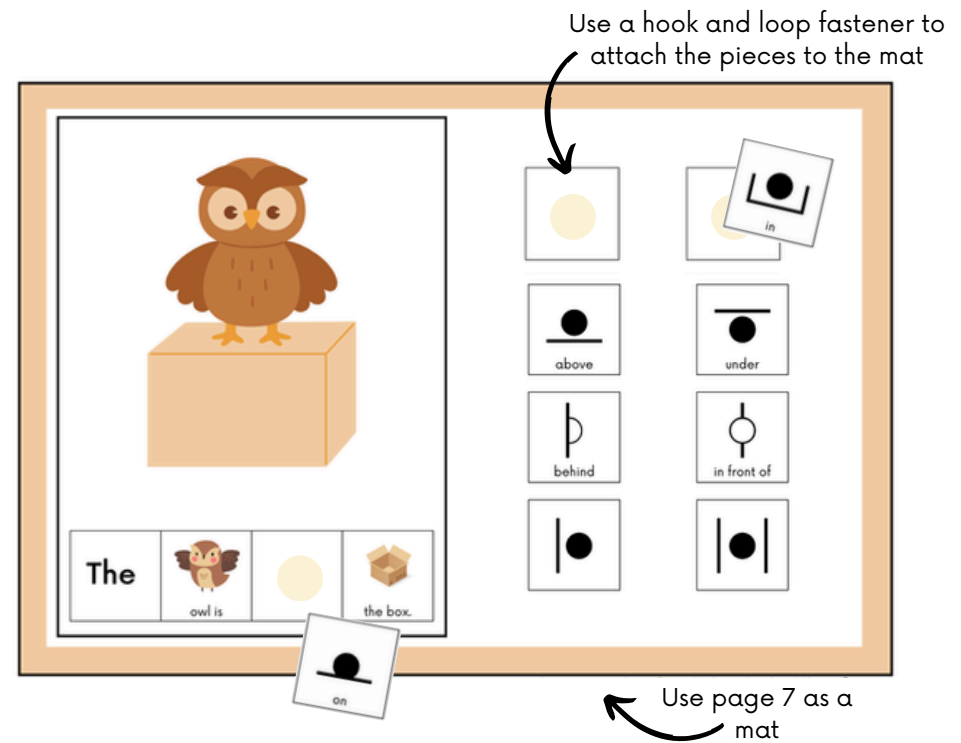
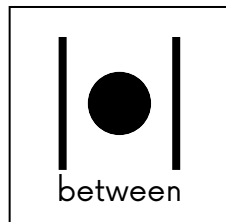
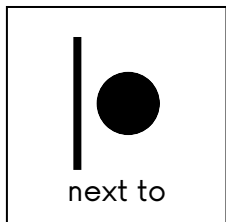
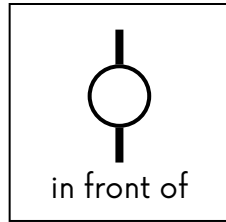
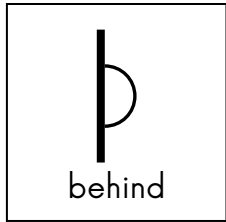
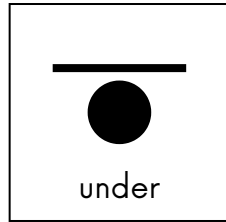
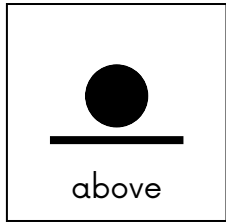
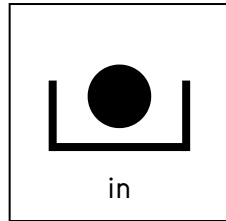
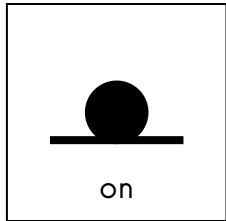


# WHERE IS THE OWL?

This interactive adapted book can help autistic students and young learners learn about prepositions.


- Download this book as a PDF.
- Print each page of the book and cut around the solid lines.
- Cut out the individual pieces for the book on page 2.
- Use page 7 as the mat where all the pieces will be attached with hook and loop fasteners.
- The large flashcards can be placed on or attached to the mat.








Cut out the pictures above to use as pieces for the book.






The	 owl is		 the box.
-----	-----------------------------------------------------------------------------------------------	--	--------------------------------------------------------------------------------------------------



The	 owl is		 the box.
-----	-------------------------------------------------------------------------------------------------	--	---------------------------------------------------------------------------------------------------




The	 owl is		 the box.
-----	-----------------------------------------------------------------------------------------------	--	--------------------------------------------------------------------------------------------------




The	 owl is		 the box.
-----	-------------------------------------------------------------------------------------------------	--	---------------------------------------------------------------------------------------------------



The			
	owl is		the box.




The			
	owl is		the box.



The			
	owl is		the box.



The			
	owl is		the box.



Use this entire page as the mat for your book. Cut along the solid line. ↗