



# WHAT DO I SEE ON HALLOWEEN?

This interactive adapted book can help autistic students and young learners develop their Halloween vocabulary.

- Download this book as a PDF.
- Print each page of the book and cut around the solid lines.
- Cut out the individual pieces for the book on page 2.
- Use page 9 as the mat where all the pieces will be attached with hook and loop fasteners.
- The large flashcards can be placed on or attached to the mat.








Use a hook and loop fastener to attach the pieces to the mat



Use page 9 as a mat.





Cut out the pictures above to use as pieces for the book.







|   |     |  |
|---|-----|--|
| I | see |  |
|---|-----|--|



|   |     |  |
|---|-----|--|
| I | see |  |
|---|-----|--|



|          |            |  |
|----------|------------|--|
| <b>I</b> | <b>see</b> |  |
|----------|------------|--|



|          |            |  |
|----------|------------|--|
| <b>I</b> | <b>see</b> |  |
|----------|------------|--|



|   |     |  |
|---|-----|--|
| I | see |  |
|---|-----|--|



|   |     |  |
|---|-----|--|
| I | see |  |
|---|-----|--|



|   |     |  |
|---|-----|--|
| I | see |  |
|---|-----|--|



|   |     |  |
|---|-----|--|
| I | see |  |
|---|-----|--|



**I**

**see**

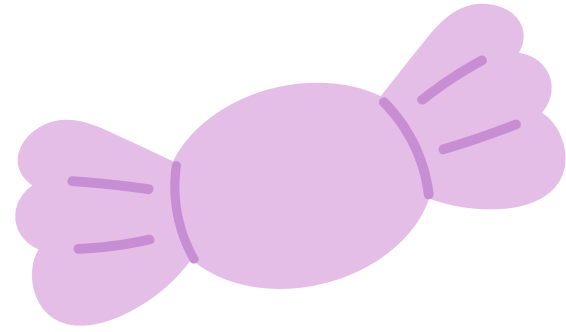


**I**


**see**



|   |     |  |
|---|-----|--|
| I | see |  |
|---|-----|--|



|   |     |  |
|---|-----|--|
| I | see |  |
|---|-----|--|



Use this entire page as the mat for your book. Cut along the solid line. ↗