


CORE WORD: "I NEED"




Core Word


This adapted book teaches the core words "I need."
"I need" helps the student ask for something important
for the body.




I need



I need




I need




I need



I need



I need



I need



I need

HOW TO USE THIS ADAPTED BOOK

What is an Adapted Book?

This adapted book is a hands-on learning tool designed for children with special needs.

It uses simple pictures, labels, and short sentences to support understanding, communication, and independence.

Adapted books help students:

- Build functional vocabulary
- Improve comprehension
- Practice making choices
- Increase attention and engagement
- Follow routines and expectations

How this book supports the student:

- Each page presents one clear idea only
- Pictures support understanding of the text
- The student interacts by choosing and placing pictures
- Repetition helps with learning and routine building

Differentiation Note:

This adapted book may not fully align with your student's routine or current learning goals. Please feel free to edit this resource according to his or her learning needs.

HOW TO PREPARE THE BOOK

PRINT

- Print pages 3 to 9 using A4 paper
- You may print it on regular bond paper or cardboard.

CUT AND LAMINATE

- Cut each page neatly
- Cut out all mini pictures
- Laminate all pages and mini pictures

BINDING OPTIONS

OPTION 1: Wire Binding (Recommended)

- Use a wire or coil binding machine
- Bind the pages on the left side

OPTION 2: Ring Binding

- Punch one hole on the upper left corner of each page
- Use a loose ring or ring binder

VELCRO SETUP

- Add soft Velcro to the back of each mini picture
- Add rough Velcro to the designated answer spaces

BASE PAGE (LAST PAGE)

- This page holds all Velcro-backed mini pictures
- Remember to replace the word "student" with the student's name to add personalization.





CORE WORD: "I NEED"



Core Word

This adapted book teaches the core words "I need."
"I need" helps the student ask for something important
for the body.


"I need" means something is
important.



I say, "I need" when it is
necessary.




When I am thirsty,



I say, "I need water."


When I need to use the
bathroom,



I say, "I need to go."




When I feel sick,



I say, "I need the nurse."


When I am hungry,



I say, "I need food."




When I am very tired,



I say, "I need rest."



When I feel cold,



I say, "I need a jacket."



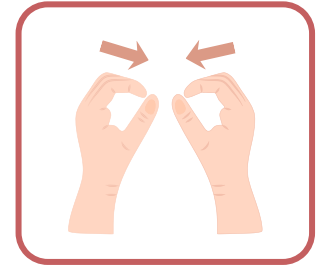
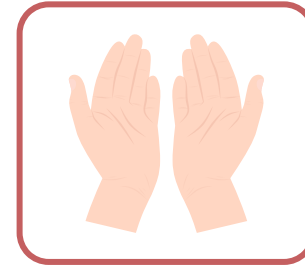
When I am dirty,



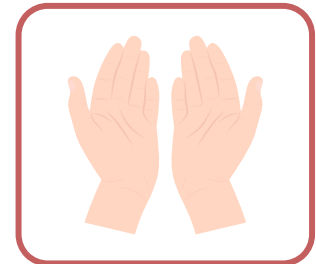
I say, "I need to wash."

? Comprehension Questions:

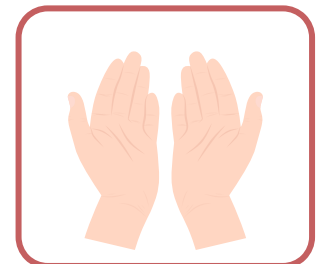
1. When I feel sick, what do I say?



2. When I am thirsty, what do I say?



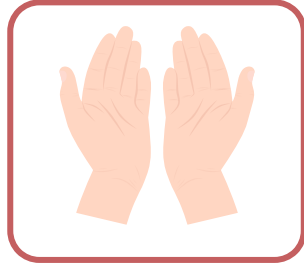
3. When I need to use the bathroom, what do I say?



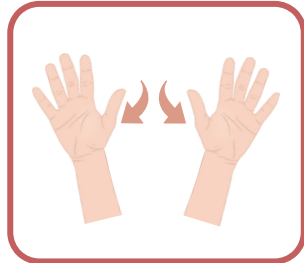
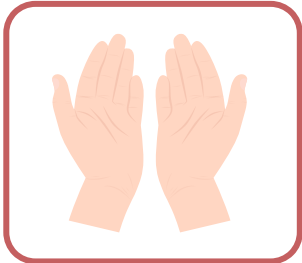


? Comprehension Questions:

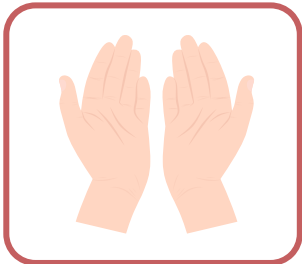
4 . When I am hungry, what do I say?



5 . When I am very tired, what do I say?



6 . When I feel cold, what do I say?



Mini picture choices :



**GOOD JOB,
STUDENT!**



I know when I can
say, "I need."

