

INSIDE THE CLASSROOM



School Routine

This adapted book helps the student understand what to do inside the classroom. It shows expected behaviors and routines during class time.



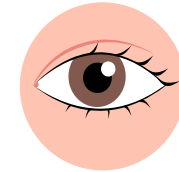
Classroom



Sit on chair



Listen



Look at teacher



Raise hand



Follow directions



Worksheet



Clean up

HOW TO USE THIS ADAPTED BOOK

What is an Adapted Book?

This adapted book is a hands-on learning tool designed for children with special needs.

It uses simple pictures, labels, and short sentences to support understanding, communication, and independence.

Adapted books help students:

- Build functional vocabulary
- Improve comprehension
- Practice making choices
- Increase attention and engagement
- Follow routines and expectations

How this book supports the student:

- Each page presents one clear idea only
- Pictures support understanding of the text
- The student interacts by choosing and placing pictures
- Repetition helps with learning and routine building

Differentiation Note:

This adapted book may not fully align with your student's routine or current learning goals. Please feel free to edit this resource according to his or her learning needs.

HOW TO PREPARE THE BOOK

PRINT

- Print pages 3 to 9 using A4 paper
- You may print it on regular bond paper or cardboard.

CUT AND LAMINATE

- Cut each page neatly
- Cut out all mini pictures
- Laminate all pages and mini pictures

BINDING OPTIONS

OPTION 1: Wire Binding (Recommended)

- Use a wire or coil binding machine
- Bind the pages on the left side

OPTION 2: Ring Binding

- Punch one hole on the upper left corner of each page
- Use a loose ring or ring binder

VELCRO SETUP

- Add soft Velcro to the back of each mini picture
- Add rough Velcro to the designated answer spaces

BASE PAGE (LAST PAGE)

- This page holds all Velcro-backed mini pictures
- Remember to replace the word "student" with the student's name to add personalization.




INSIDE THE CLASSROOM



School Routine


This adapted book helps the student understand what to do inside the classroom. It shows expected behaviors and routines during class time.

This is my classroom.
This is where I learn.






I sit on my chair safely.





I listen during class.






I look at the teacher.




I raise my hand to speak.






I follow directions in the classroom.




I work on my worksheet.





After class, I clean up my area.



? Comprehension Questions:

1. Where do I learn?



2. What do I sit on during class?



3. What do I do when the teacher is talking?





? Comprehension Questions:

4 . What do I do before speaking?



5 . What do I work on during class?



6 . What do I do with my area at the end of class?



Mini picture choices :



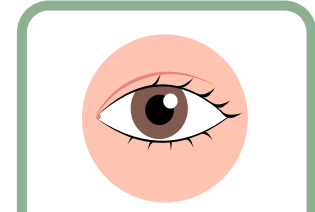
Classroom



Sit on chair



Listen



Look at teacher



Raise hand



Follow directions



Worksheet



Clean up



**GOOD JOB,
STUDENT!**



I know how to behave
inside the classroom!

