


LINING UP



School Routine

This adapted book helps the student understand what to do when lining up at school. It shows safe and expected behaviors while waiting and walking in line.



Lining up



Stand in line



Hands to self



Silent walking



Quiet Mouth



No running



Wait my turn



Follow the line

HOW TO USE THIS ADAPTED BOOK

What is an Adapted Book?

This adapted book is a hands-on learning tool designed for children with special needs.

It uses simple pictures, labels, and short sentences to support understanding, communication, and independence.

Adapted books help students:

- Build functional vocabulary
- Improve comprehension
- Practice making choices
- Increase attention and engagement
- Follow routines and expectations

How this book supports the student:

- Each page presents one clear idea only
- Pictures support understanding of the text
- The student interacts by choosing and placing pictures
- Repetition helps with learning and routine building

Differentiation Note:

This adapted book may not fully align with your student's routine or current learning goals. Please feel free to edit this resource according to his or her learning needs.

HOW TO PREPARE THE BOOK

PRINT

- Print pages 3 to 9 using A4 paper
- You may print it on regular bond paper or cardboard.

CUT AND LAMINATE

- Cut each page neatly
- Cut out all mini pictures
- Laminate all pages and mini pictures

BINDING OPTIONS

OPTION 1: Wire Binding (Recommended)

- Use a wire or coil binding machine
- Bind the pages on the left side

OPTION 2: Ring Binding

- Punch one hole on the upper left corner of each page
- Use a loose ring or ring binder

VELCRO SETUP

- Add soft Velcro to the back of each mini picture
- Add rough Velcro to the designated answer spaces

BASE PAGE (LAST PAGE)

- This page holds all Velcro-backed mini pictures
- Remember to replace the word "student" with the student's name to add personalization.





LINING UP



School Routine



This adapted book helps the student understand what to do when lining up at school. It shows safe and expected behaviors while waiting and walking in line.

It is time to line up with my classmates.






I stand in a straight line.




I keep my hands to myself.






I walk silently.




I keep my mouth quiet.






I do not run because
it is not safe.




I wait my turn.






I follow the line and listen to teacher.



? Comprehension Questions:

1. Who do I line up with?



2. How do I stand in line?



3. What do I do with my hands?





? Comprehension Questions:

4 . Should I shout or keep quiet while in line?




5 . What do I do while waiting?



6 . Who do I listen to while lining up?



Mini picture choices :



**GOOD JOB,
STUDENT!**



I know how to line
up safely at school!

