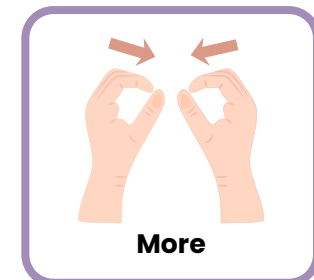
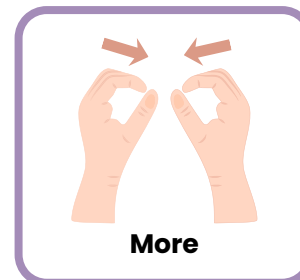
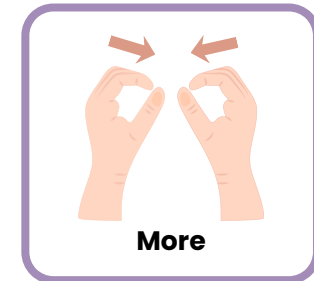
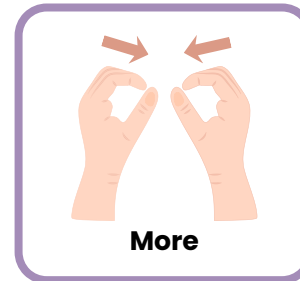
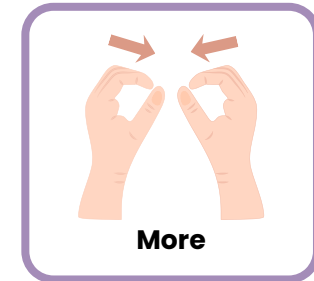
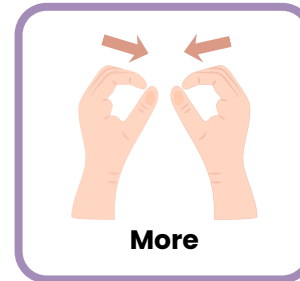
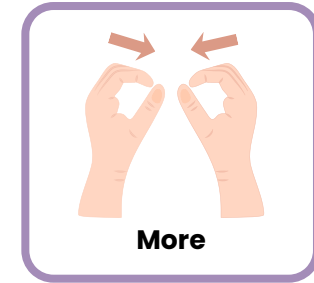
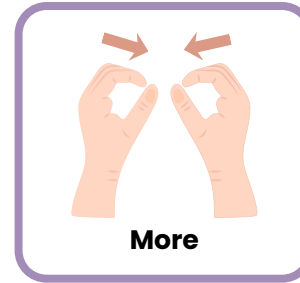


CORE WORD: "MORE"



Core Word

This adapted book teaches the core word "more."
"More" means the student wants a greater amount of something.



HOW TO USE THIS ADAPTED BOOK

What is an Adapted Book?

This adapted book is a hands-on learning tool designed for children with special needs.

It uses simple pictures, labels, and short sentences to support understanding, communication, and independence.

Adapted books help students:

- Build functional vocabulary
- Improve comprehension
- Practice making choices
- Increase attention and engagement
- Follow routines and expectations

How this book supports the student:

- Each page presents one clear idea only
- Pictures support understanding of the text
- The student interacts by choosing and placing pictures
- Repetition helps with learning and routine building

Differentiation Note:

This adapted book may not fully align with your student's routine or current learning goals. Please feel free to edit this resource according to his or her learning needs.

HOW TO PREPARE THE BOOK

PRINT

- Print pages 3 to 9 using A4 paper
- You may print it on regular bond paper or cardboard.

CUT AND LAMINATE

- Cut each page neatly
- Cut out all mini pictures
- Laminate all pages and mini pictures

BINDING OPTIONS

OPTION 1: Wire Binding (Recommended)

- Use a wire or coil binding machine
- Bind the pages on the left side

OPTION 2: Ring Binding

- Punch one hole on the upper left corner of each page
- Use a loose ring or ring binder

VELCRO SETUP

- Add soft Velcro to the back of each mini picture
- Add rough Velcro to the designated answer spaces

BASE PAGE (LAST PAGE)

- This page holds all Velcro-backed mini pictures
- Remember to replace the word "student" with the student's name to add personalization.




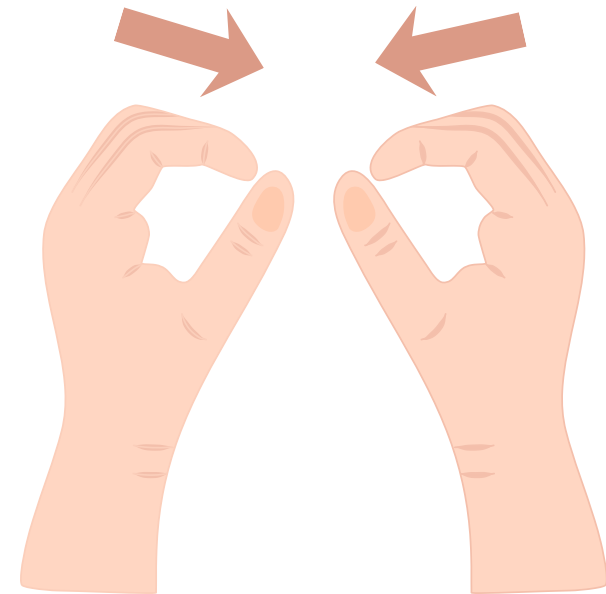
CORE WORD: "MORE"



Core Word

This adapted book teaches the core word "more."
"More" means the student wants a greater amount of something.


"More" means I want a greater amount.



I say, "More" when I want the same thing again.




When I finish my juice
and want more,



I say, "More."


When I eat my snack
and want more,



I say, "More."




When I play with blocks
and want more blocks,



I say, "More."


When I push a car
and want to push it again,



I say, "More."




When I dance and
want to keep dancing,



I say, "More."


When I blow bubbles and
want more bubbles,



I say, "More."



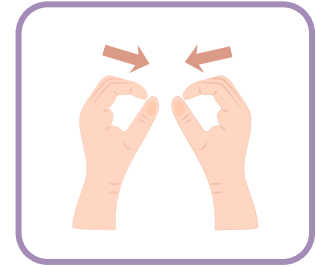
When I swing and want
another push,



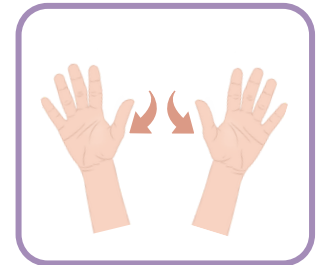
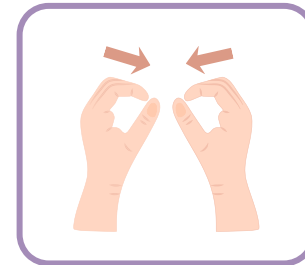
I say, "More."

? Comprehension Questions:

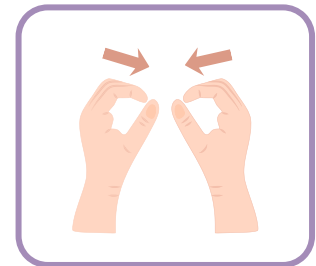
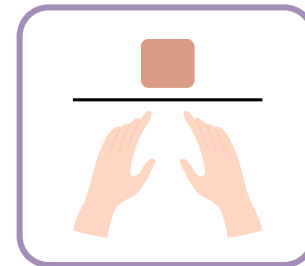
1. When I finish my juice and want it again, what do I say?



2. When I eat my snack and want it again, what do I say?



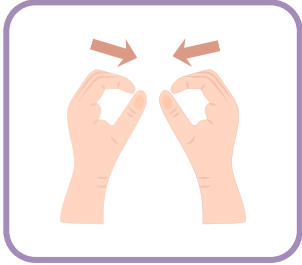
3. When I dance and want to keep dancing, what do I say?



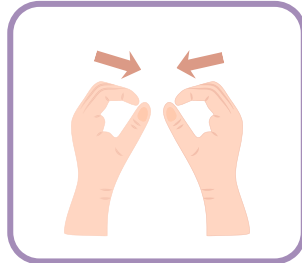


? Comprehension Questions:

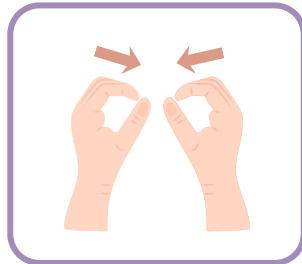
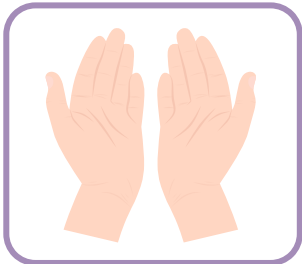
4 . When I want more blocks, what do I say?



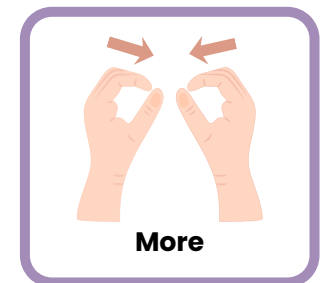
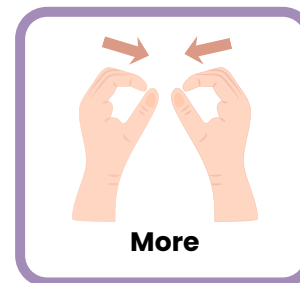
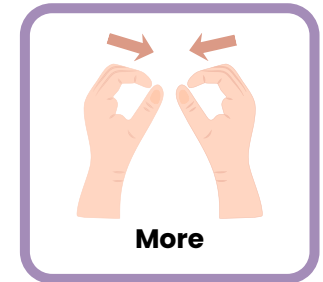
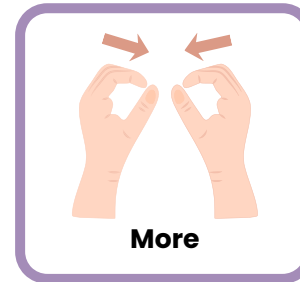
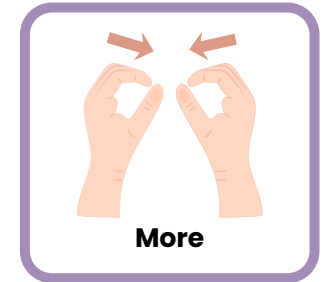
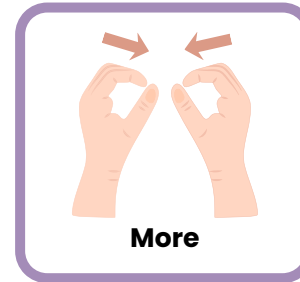
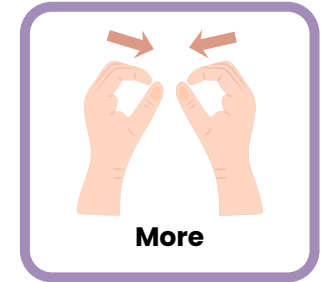
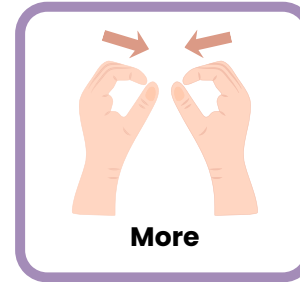
5 . When I want more bubbles, what do I say?



6 . When I want another push on the swing, what do I say?



Mini picture choices :



**GOOD JOB,
STUDENT!**



I know when to say,
"More."

