

# PHYSICAL THERAPY

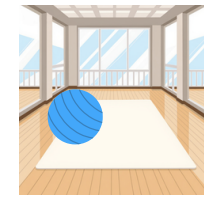


## Therapy Session

This adapted book helps the student understand what happens during physical therapy. It shows activities that help the body move and get stronger.



Physical therapy



Therapy room



Greet therapist



Body movements



Balance



Strength exercises



Gross motor



Finish activity

## HOW TO USE THIS ADAPTED BOOK

What is an Adapted Book?

This adapted book is a hands-on learning tool designed for children with special needs.

It uses simple pictures, labels, and short sentences to support understanding, communication, and independence.

Adapted books help students:

- Build functional vocabulary
- Improve comprehension
- Practice making choices
- Increase attention and engagement
- Follow routines and expectations

How this book supports the student:

- Each page presents one clear idea only
- Pictures support understanding of the text
- The student interacts by choosing and placing pictures
- Repetition helps with learning and routine building

Differentiation Note:

This adapted book may not fully align with your student's routine or current learning goals. Please feel free to edit this resource according to his or her learning needs.

## HOW TO PREPARE THE BOOK

PRINT

- Print pages 3 to 9 using A4 paper
- You may print it on regular bond paper or cardboard.

CUT AND LAMINATE

- Cut each page neatly
- Cut out all mini pictures
- Laminate all pages and mini pictures

BINDING OPTIONS

OPTION 1: Wire Binding (Recommended)

- Use a wire or coil binding machine
- Bind the pages on the left side

OPTION 2: Ring Binding

- Punch one hole on the upper left corner of each page
- Use a loose ring or ring binder

VELCRO SETUP

- Add soft Velcro to the back of each mini picture
- Add rough Velcro to the designated answer spaces

BASE PAGE (LAST PAGE)

- This page holds all Velcro-backed mini pictures
- Remember to replace the word "student" with the student's name to add personalization.




# PHYSICAL THERAPY



## Therapy Session



This adapted book helps the student understand what happens during physical therapy. It shows activities that help the body move and get stronger.

It is physical therapy time.  
This is where I practice moving  
my body.






I go to the therapy room.




I greet my physical therapist.






Body movement activities help me move my body.




Balance activities help me stay steady.






Strength exercises help make my body strong.




Gross motor activities help me move in big ways.





My physical therapy session is finished.




## ? Comprehension Questions:

1. What time is it when I practice moving my body?



2. Where do I go for physical therapy?



3. Which activities help me move my body?





## ? Comprehension Questions:

4 . Which activities help me stay steady?




5 . Which exercises help make my body strong?



6 . Which activities help me move in big ways?



## Mini picture choices :



**GOOD JOB,  
STUDENT!**



I finished my physical  
therapy session!

