

SAYING "HELLO"



Social Skills

This adapted book teaches when to say "hello."
"Hello" is a greeting used when seeing someone.




Hello



Hello



Hello



Hello



Hello



Hello



Hello

HOW TO USE THIS ADAPTED BOOK

What is an Adapted Book?

This adapted book is a hands-on learning tool designed for children with special needs.

It uses simple pictures, labels, and short sentences to support understanding, communication, and independence.

Adapted books help students:

- Build functional vocabulary
- Improve comprehension
- Practice making choices
- Increase attention and engagement
- Follow routines and expectations

How this book supports the student:

- Each page presents one clear idea only
- Pictures support understanding of the text
- The student interacts by choosing and placing pictures
- Repetition helps with learning and routine building

Differentiation Note:

This adapted book may not fully align with your student's routine or current learning goals. Please feel free to edit this resource according to his or her learning needs.

HOW TO PREPARE THE BOOK

PRINT

- Print pages 3 to 9 using A4 paper
- You may print it on regular bond paper or cardboard.

CUT AND LAMINATE

- Cut each page neatly
- Cut out all mini pictures
- Laminate all pages and mini pictures

BINDING OPTIONS

OPTION 1: Wire Binding (Recommended)

- Use a wire or coil binding machine
- Bind the pages on the left side

OPTION 2: Ring Binding

- Punch one hole on the upper left corner of each page
- Use a loose ring or ring binder

VELCRO SETUP

- Add soft Velcro to the back of each mini picture
- Add rough Velcro to the designated answer spaces

BASE PAGE (LAST PAGE)

- This page holds all Velcro-backed mini pictures
- Remember to replace the word "student" with the student's name to add personalization.




SAYING "HELLO"



Social Skills

This adapted book teaches when to say "hello."
"Hello" is a greeting used when seeing someone.


"Hello" is a greeting.



I say "hello" when I see
someone.




Sometimes, people use sign language to say "hello."



This is the "hello" sign.


When I see my teacher,



I say, "Hello."





When I see my friends,



I say, "Hello."


When I see my mom or dad,



I say, "Hello."




When I see my family,



I say, "Hello."


When I see school staff,



I say, "Hello."



When I see community helpers,



I say, "Hello."

? Comprehension Questions:

1. What polite word do I use when I see someone?

Hello

No

2. What do I say when I see my teacher?

Please

Hello

3. What do I say when I see my mom or dad?

Hello

You're
Welcome



? Comprehension Questions:

4 . What do I say when I see school staff?




5 . What do I say when I see community helpers?



6 . What do I say when I see my friends?



Mini picture choices :



**GOOD JOB,
STUDENT!**



I know how to say
"hello"!

