

SAYING "THANK YOU"



Social Skills

This adapted book teaches when to say "thank you."
"Thank you" is a polite phrase used to show appreciation.

Thank
you



Thank you



Thank you



Thank you



Thank you



Thank you



Thank you



Thank you

HOW TO USE THIS ADAPTED BOOK

What is an Adapted Book?

This adapted book is a hands-on learning tool designed for children with special needs.

It uses simple pictures, labels, and short sentences to support understanding, communication, and independence.

Adapted books help students:

- Build functional vocabulary
- Improve comprehension
- Practice making choices
- Increase attention and engagement
- Follow routines and expectations

How this book supports the student:

- Each page presents one clear idea only
- Pictures support understanding of the text
- The student interacts by choosing and placing pictures
- Repetition helps with learning and routine building

Differentiation Note:

This adapted book may not fully align with your student's routine or current learning goals. Please feel free to edit this resource according to his or her learning needs.

HOW TO PREPARE THE BOOK

PRINT

- Print pages 3 to 9 using A4 paper
- You may print it on regular bond paper or cardboard.

CUT AND LAMINATE

- Cut each page neatly
- Cut out all mini pictures
- Laminate all pages and mini pictures

BINDING OPTIONS

OPTION 1: Wire Binding (Recommended)

- Use a wire or coil binding machine
- Bind the pages on the left side

OPTION 2: Ring Binding

- Punch one hole on the upper left corner of each page
- Use a loose ring or ring binder

VELCRO SETUP

- Add soft Velcro to the back of each mini picture
- Add rough Velcro to the designated answer spaces

BASE PAGE (LAST PAGE)

- This page holds all Velcro-backed mini pictures
- Remember to replace the word "student" with the student's name to add personalization.



SAYING “THANK YOU”




Social Skills

This adapted book teaches when to say “thank you.”
“Thank you” is a polite phrase used to show appreciation.

“Thank you” is a polite phrase.


Thank
you



I say “thank you” when someone helps me or gives me something.




Sometimes, people use sign language to say "thank you."



This is the "thank you" sign.


If someone gives me a gift,



I say, "thank you."




If someone helps me,



I say, "thank you."


If someone shares with me,



I say, "thank you."




If someone holds the door
for me,



I say, "thank you."


If someone gives me food,



I say, "thank you."



If someone is kind to me,



I say, "thank you."

? Comprehension Questions:

1. What do I say when someone gives me a gift?

Thank
you

You're
Welcome

2. What do I say when someone helps me?

Thank
you

Sorry

3. What do I say when someone shares with me?

Please

Thank
you



? Comprehension Questions:

4 . What do I say when someone gives me food?



5 . What polite phrase shows appreciation?



6 . What do I say when someone is kind to me?



Mini picture choices :



**GOOD JOB,
STUDENT!**



I know how to say
"thank you"!

