

# SPEECH THERAPY



## Therapy Session

This adapted book helps the student understand what happens during speech therapy. It shows familiar routines and expectations.



Speech therapy



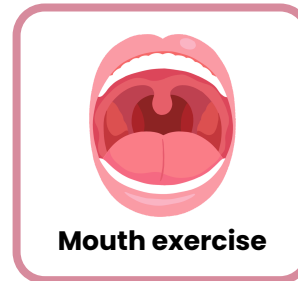
Therapy room



Greet therapist



Sit and listen



Mouth exercise



Practice words



Take turns talking



Finish activity

## HOW TO USE THIS ADAPTED BOOK

What is an Adapted Book?

This adapted book is a hands-on learning tool designed for children with special needs.

It uses simple pictures, labels, and short sentences to support understanding, communication, and independence.

Adapted books help students:

- Build functional vocabulary
- Improve comprehension
- Practice making choices
- Increase attention and engagement
- Follow routines and expectations

How this book supports the student:

- Each page presents one clear idea only
- Pictures support understanding of the text
- The student interacts by choosing and placing pictures
- Repetition helps with learning and routine building

Differentiation Note:

This adapted book may not fully align with your student's routine or current learning goals. Please feel free to edit this resource according to his or her learning needs.

## HOW TO PREPARE THE BOOK

PRINT

- Print pages 3 to 9 using A4 paper
- You may print it on regular bond paper or cardboard.

CUT AND LAMINATE

- Cut each page neatly
- Cut out all mini pictures
- Laminate all pages and mini pictures

BINDING OPTIONS

OPTION 1: Wire Binding (Recommended)

- Use a wire or coil binding machine
- Bind the pages on the left side

OPTION 2: Ring Binding

- Punch one hole on the upper left corner of each page
- Use a loose ring or ring binder

VELCRO SETUP

- Add soft Velcro to the back of each mini picture
- Add rough Velcro to the designated answer spaces

BASE PAGE (LAST PAGE)

- This page holds all Velcro-backed mini pictures
- Remember to replace the word "student" with the student's name to add personalization.




# SPEECH THERAPY



## Therapy Services


This adapted book helps the student understand what happens during speech therapy. It shows familiar routines and expectations.

It is speech therapy time.  
This is where I practice my  
words and sounds.






I go to the therapy room.




I greet my speech therapist.






I sit and listen.




I do mouth exercises.






I practice words and sounds.




I take turns talking.





My speech therapy session  
is finished.



## ? Comprehension Questions:

1. What time is it when I practice words and sounds?



2. Who do I greet in speech therapy?



3. What do I do before activities start?





## ? Comprehension Questions:

4 . What exercise do I do with my mouth?



5 . What do I practice in speech therapy?



6 . What do I do when talking?



## Mini picture choices :



**GOOD JOB,  
STUDENT!**



I finished my speech  
therapy session!

