



WHAT DO I SEE IN FALL?



This interactive adapted book can help autistic students and young learners develop their fall vocabulary.

- Download this book as a PDF.
- Print each page of the book and cut around the solid lines.
- Cut out the individual pieces for the book on page 2.
- Use page 9 as the mat where all the pieces will be attached with hook and loop fasteners.
- The large flashcards can be placed on or attached to the mat.




Use a hook and loop fastener to attach the pieces to the mat



Use page 9 as a mat.





a log.



a stump.



a scarecrow.



a mushroom.



a boot.




an acorn.



a pumpkin.



a sock.



an apple.



a leaf.



a leaf pile.




a rake.

Cut out the pictures above to use as pieces for the book.



WHAT DO I SEE
IN FALL?



I	see	
---	-----	--



I	see	
---	-----	--



I	see	
---	-----	--



I	see	
---	-----	--



I	see	
---	-----	--




I	see	
---	-----	--



I	see	
---	-----	--



I	see	
---	-----	--




I	see	
----------	------------	--




I	see	
----------	------------	--



I	see	
---	-----	--



I	see	
---	-----	--



Use this entire page as the mat for your book. Cut along the solid line. ↷