


WHERE ARE THE VEHICLES?

This interactive adapted book can help autistic students and young learners develop their vocabulary skills.

- Download this book as a PDF.
- Print each page of the book and cut around the solid lines.
- Cut out the individual pieces for the book on page 2.
- Use page 11 as the mat where all the pieces will be attached with hook and loop fasteners.
- The large flashcards can be placed on or attached to the mat.





The airplane



The SUV



The ferry boat



The bus



The helicopter



The bike




The boat




The ambulance

Cut out the pictures above to use as pieces for the book.



WHERE ARE
THE VEHICLES?



What

is

in



the sky?

is

in




the sky.



What

is


on




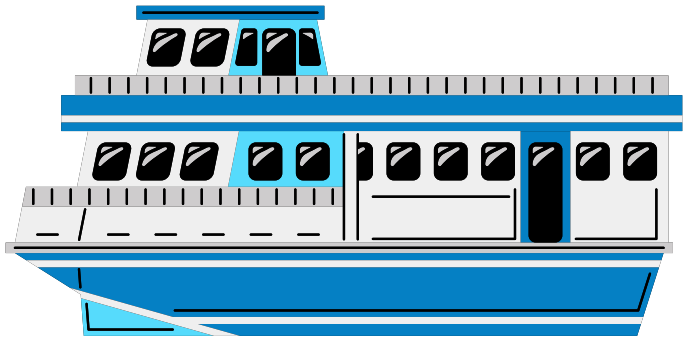
the road?

is

on



the road.



What

is

in




the ocean?

is

in



the ocean.



What

is

at



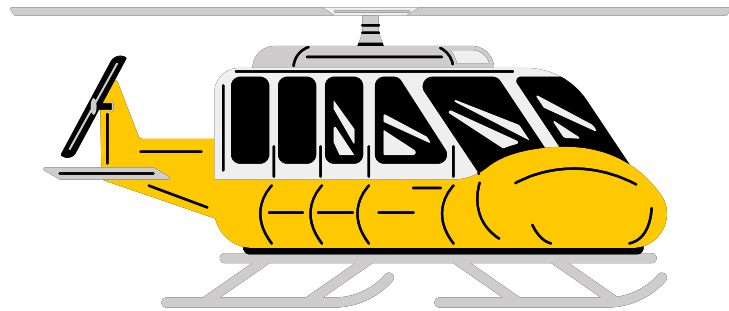
the school?

is

at



the school.



What

is

in



the sky?

is

in



the sky.

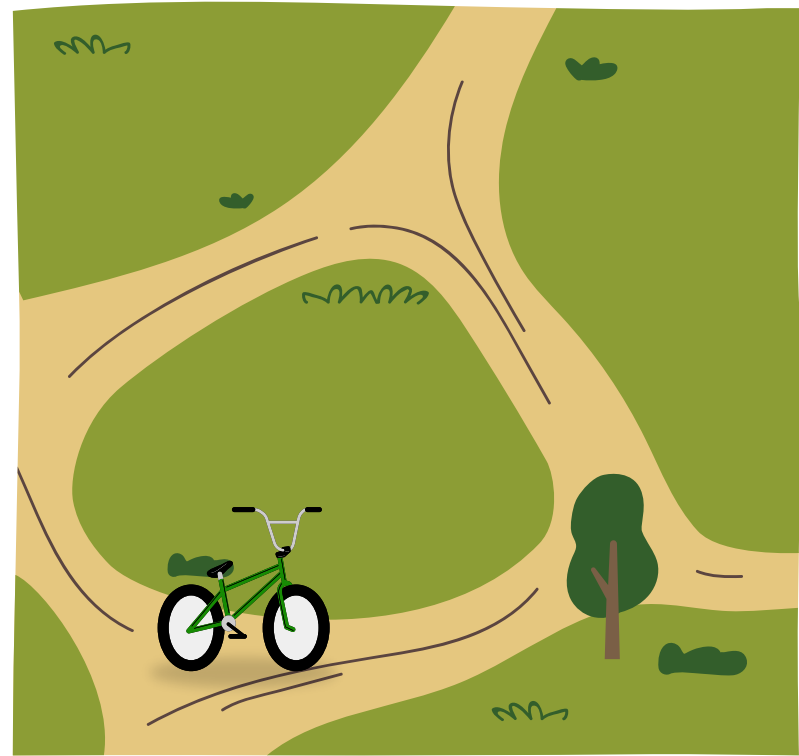


What

is

in

the park?



is

in

the park.



What

is

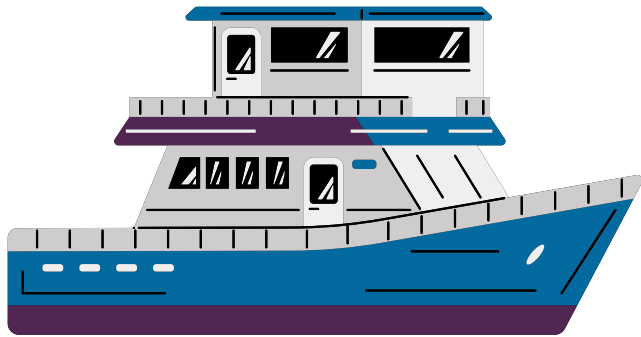
at

the hospital?

is

at

the hospital.



What

is

in




the ocean?

is

in



the ocean.



Use this entire page as the mat for your book. Cut along the solid line. ↗