

USING THE TOILET



Self-Care & Hygiene

This adapted book helps the student understand how to use the toilet correctly. It explains what to do in the bathroom to stay clean, healthy, and safe.



Bathroom



Toilet



Pull pants down



Use the toilet



Pull pants up



Flush



Wash hands



Towel

HOW TO USE THIS ADAPTED BOOK

What is an Adapted Book?

This adapted book is a hands-on learning tool designed for children with special needs.

It uses simple pictures, labels, and short sentences to support understanding, communication, and independence.

Adapted books help students:

- Build functional vocabulary
- Improve comprehension
- Practice making choices
- Increase attention and engagement
- Follow routines and expectations

How this book supports the student:

- Each page presents one clear idea only
- Pictures support understanding of the text
- The student interacts by choosing and placing pictures
- Repetition helps with learning and routine building

Differentiation Note:

This adapted book may not fully align with your student's routine or current learning goals. Please feel free to edit this resource according to his or her learning needs.

HOW TO PREPARE THE BOOK

PRINT

- Print pages 3 to 9 using A4 paper
- You may print it on regular bond paper or cardboard.

CUT AND LAMINATE

- Cut each page neatly
- Cut out all mini pictures
- Laminate all pages and mini pictures

BINDING OPTIONS

OPTION 1: Wire Binding (Recommended)

- Use a wire or coil binding machine
- Bind the pages on the left side

OPTION 2: Ring Binding

- Punch one hole on the upper left corner of each page
- Use a loose ring or ring binder

VELCRO SETUP

- Add soft Velcro to the back of each mini picture
- Add rough Velcro to the designated answer spaces

BASE PAGE (LAST PAGE)

- This page holds all Velcro-backed mini pictures
- Remember to replace the word "student" with the student's name to add personalization.




USING THE TOILET



Self-Care & Hygiene


This adapted book helps the student understand how to use the toilet correctly. It explains what to do in the bathroom to stay clean, healthy, and safe.

If I need to pee or poop,
I go to the bathroom.






The toilet is used for pee
and poop.




I pull my pants down before
using the toilet.






I sit on the toilet to pee or poop.




I pull my pants up after using the toilet.






I flush the toilet to keep the bathroom clean.




I wash my hands with soap and water.





I use a towel to dry my hands.



? Comprehension Questions:

1. Where do I go if I need to pee?



2. What do I do before using the toilet?



3. What do I do on the toilet?





? Comprehension Questions:

4 . What do I do after I finish using the toilet?



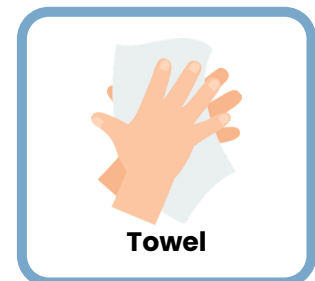

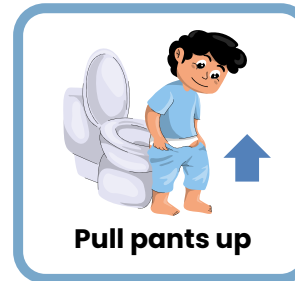
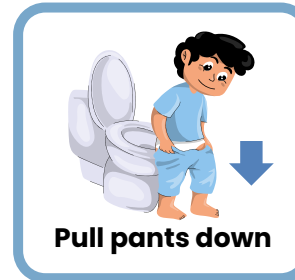
5 . What do I wash after using the toilet?



6 . What do I use to dry my hands?



Mini picture choices :



**GOOD JOB,
STUDENT!**



I know how to use
the toilet!

