

USING UTENSILS



Eating & Mealtime


This adapted book helps the student learn what utensils are and how they are used. It explains that utensils help people eat food safely and neatly.



Utensils




Spoon



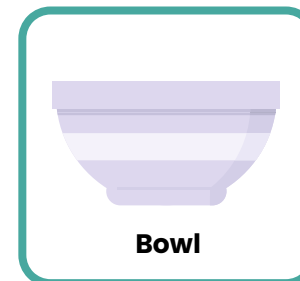
Fork



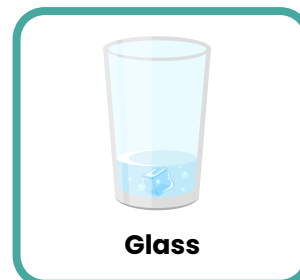
Knife



Plate



Bowl



Glass



Straw

HOW TO USE THIS ADAPTED BOOK

What is an Adapted Book?

This adapted book is a hands-on learning tool designed for children with special needs.

It uses simple pictures, labels, and short sentences to support understanding, communication, and independence.

Adapted books help students:

- Build functional vocabulary
- Improve comprehension
- Practice making choices
- Increase attention and engagement
- Follow routines and expectations

How this book supports the student:

- Each page presents one clear idea only
- Pictures support understanding of the text
- The student interacts by choosing and placing pictures
- Repetition helps with learning and routine building

Differentiation Note:

This adapted book may not fully align with your student's routine or current learning goals. Please feel free to edit this resource according to his or her learning needs.

HOW TO PREPARE THE BOOK

PRINT

- Print pages 3 to 9 using A4 paper
- You may print it on regular bond paper or cardboard.

CUT AND LAMINATE

- Cut each page neatly
- Cut out all mini pictures
- Laminate all pages and mini pictures

BINDING OPTIONS

OPTION 1: Wire Binding (Recommended)

- Use a wire or coil binding machine
- Bind the pages on the left side

OPTION 2: Ring Binding

- Punch one hole on the upper left corner of each page
- Use a loose ring or ring binder

VELCRO SETUP

- Add soft Velcro to the back of each mini picture
- Add rough Velcro to the designated answer spaces

BASE PAGE (LAST PAGE)

- This page holds all Velcro-backed mini pictures
- Remember to replace the word "student" with the student's name to add personalization.





USING UTENSILS



Eating & Mealtimes


This adapted book helps the student learn what utensils are and how they are used. It explains that utensils help people eat food safely and neatly.

Utensils are tools we use
to eat food.






A spoon is used to eat soft foods like rice or soup.




A fork is used to pick up solid foods.







A knife is used to cut food into smaller pieces.




A plate is used to hold solid food.






A bowl is used to hold soup or soft food.





A glass is used to drink water.





A straw is used to drink liquids from a glass.




? Comprehension Questions:



1. Which utensil is used for soft food?



2. Which utensil helps pick up solid food?




3. What utensil is used to cut food?






? Comprehension Questions:

4 . Where do we put solid food?




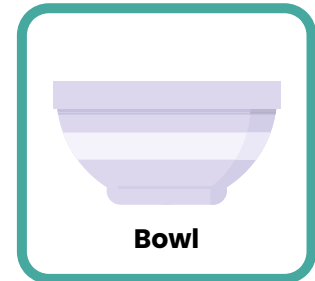



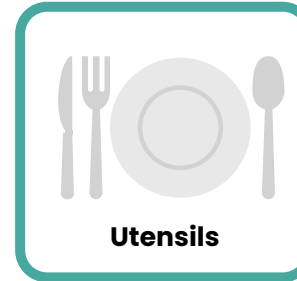
5 . What holds soup?



6 . What do we use to drink water?



Mini picture choices :



**GOOD JOB,
STUDENT!**



I know how to use
utensils!

