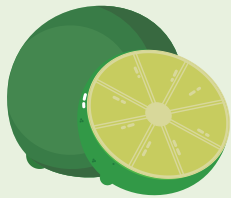


What are we doing today?



first

then

last



worksheet



writing



brain break




craft



music



play



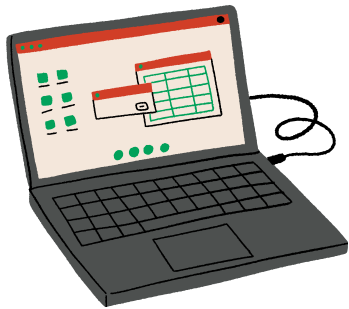
puzzle




coloring



listen



video



game



book

Visual Schedule

If you get asked "What are we going to do today?" often, try using a visual schedule.

A visual schedule can help by:

- reducing concerns and worries.
- promoting independence
- improving self-regulation.
- facilitating transitions.

How to use the visual schedule:

Use this visual schedule at the beginning of your speech therapy session. Let your students know which activities you've planned for the day. This visual schedule can also help with sequencing. Cut out the pictures and place a fastener on the back. Attach the pictures to the visual schedule.



Use a hook and loop fastener to attach the pieces to the schedule