



WHAT IS THE GHOST DOING?



This interactive adapted book can help autistic students and young learners understand verbs.

- Download this book as a PDF.
- Print each page of the book and cut around the solid lines.
- Cut out the individual pieces for the book on page 2.
- Use page 9 as the mat where all the pieces will be attached with hook and loop fasteners.
- The large flashcards can be placed on or attached to the mat.






smelling a flower.



riding a bike.



mailing a letter.



stirring a potion.



skateboarding



listening to music.



ice skating.




drinking coffee.



driving a car.



petting a cat.




reading a book.



taking a picture.

Cut out the pictures above to use as pieces for the book.



WHAT IS THE GHOST DOING?

A Verbs Adapted Book



The ghost is



The ghost is



The	ghost	is	
-----	-------	----	--



The	ghost	is	
-----	-------	----	--



The	ghost	is	
-----	-------	----	--



The	ghost	is	
-----	-------	----	--



The	ghost	is	
-----	-------	----	--



The	ghost	is	
-----	-------	----	--



The	ghost	is	
-----	-------	----	--




The	ghost	is	
-----	-------	----	--



The	ghost	is	
-----	-------	----	--



The	ghost	is	
-----	-------	----	--



Use this entire page as the mat for your book. Cut along the solid line. ↷