


Cut out the pictures above to use as pieces for the book.





I	wear	
---	------	--



I	wear	
---	------	--




I	wear	
---	------	--



I	wear	
---	------	--



I	wear	
---	------	--



I	wear	
---	------	--



I	wear	
---	------	--



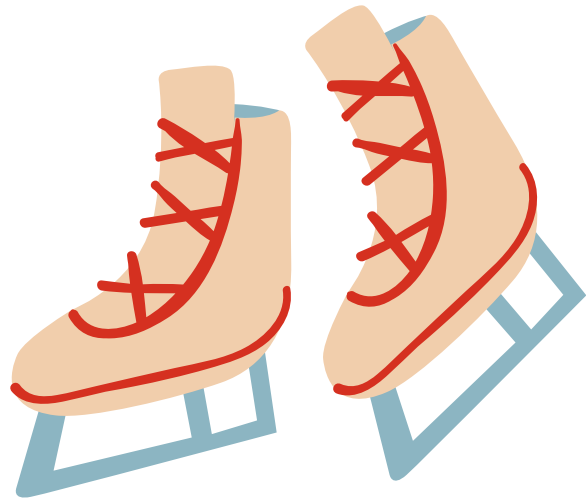
I	wear	
---	------	--




I	wear	
---	------	--




I	wear	
---	------	--



I	wear	
---	------	--



I	wear	
---	------	--



Use this entire page as the mat for your book. Cut along the solid line. ↷

WHAT DO WE WEAR IN THE WINTER?

This interactive adapted book can help autistic students and young learners develop their winter clothes vocabulary.

- Download this book as a PDF.
- Print each page of the book and cut around the solid lines.
- Cut out the individual pieces for the book on page 2.
- Use page 9 as the mat where all the pieces will be attached with hook and loop fasteners.
- The large flashcards can be placed on or attached to the mat.



Use page 9 as a mat.